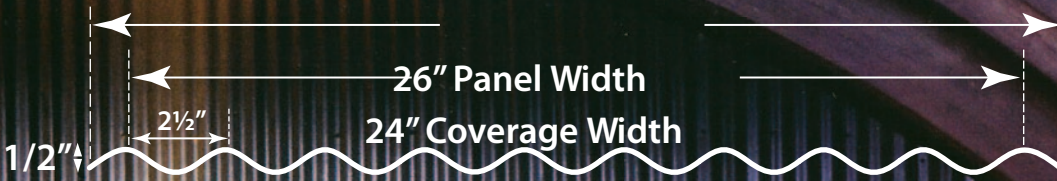


TETON STEEL 2½" CORRUGATED



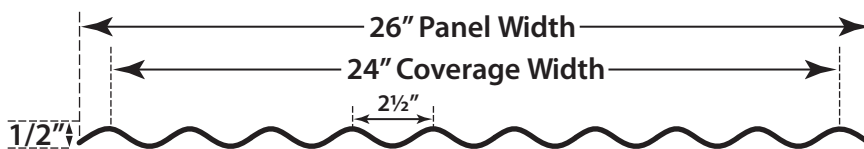
2 ½" CORRUGATED



TETON STEEL

2 1/2" CORRUGATED

MATERIAL SPECIFICATIONS




LOAD TABLES

ALLOWABLE LOADS-PSF														
SIMPLE SPAN					TWO SPAN					3 OR MORE SPAN				
2-0	3-0	4-0	5-0	6-0	2-0	3-0	4-0	5-0	6-0	2-0	3-0	4-0	5-0	6-0
107/60	47/18	27/8	17/4	12/2	104	46/43	26/16	17/9	12/5	120	54/36	30/15	19/9	13/4
121/69	54/20	30/9	19/4	13/3	118	52/49	29/21	19/11	13/6	137	61/41	34/17	22/9	15/5
214/124	95/37	54/16	34/8	24/5	208	93/9	52/37	33/19	23/11	243	108/74	61/31	39/15	27/9
328/197	146/56	82/25	53/13	37/7	320	142/141	80/59	51/30	36/15	374	166/117	93/49	60/25	42/19

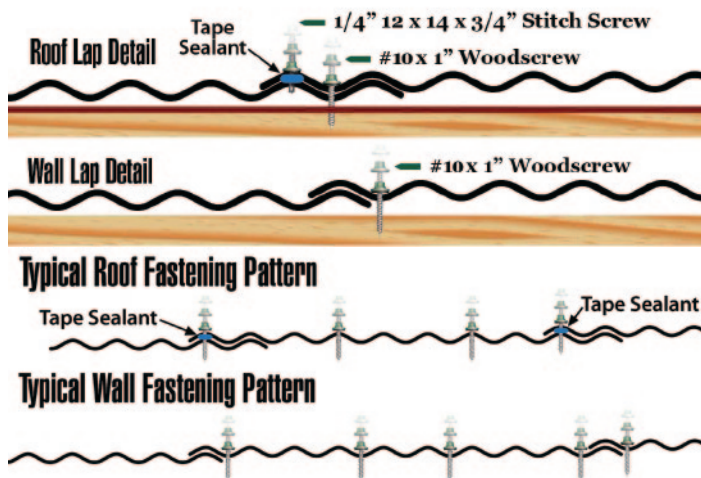
- 1 1/2" Bearing Length
- Load Span Tables Based on Working Stress
- Flexural Design analysis according to AISI "Specification for the Design of Light Gauge Cold-Formed Steel Structural Members" May 1981
- Continuous Span Loading applies to sheets continuous over 3 or more spans
- Weight of sheet has not been allowed for when calculating live load and Uplift.
- Deflection (L/180) limiting live load based on deflection of span.
- Metal thickness based on minimum ASTM specifications for allowable load calculations
- Loads may be increased by 1/3 for wind loads

Areas of discontinuity are subject to higher spikes in wind pressure, therefore a different coefficient in wind pressure will need to be considered and multiplied by a factor of 1.5

Data from: 1994 UBC Table 16-F



Note: The load tables have been compiled for the design of steel roofing and siding used in conjunction with either wood or steel framed structures. Teton Steel assumes no responsibility, either expressed or implied, for its use.



Gauge: 28

Weight: 1.5 lb. /LF

Steel Yield Stress: 50,000 psi
Galvalume Steel Gauge, AZ-50

Paint System: Stormshield Xt-40,
Energy Star® Rated,
Silicone Modified Polyester

Warranty: 40 Year

Available Material Type:
Painted, Galvalume®

Gauging System: Epic Steel follows the national A.I.S.I. (American Iron and Steel Institute) specifications manual for tolerances in galvanized sheet metal.

All gauges conform to ASTM A792 and ASTM A653 Grade E (80,000 min. yield)/ or Grade D (50,000 min. yield) unless otherwise designated at time of order.

APPLICATION DETAILS

Minimum Slope Requirement: 3:12

Screw Application: #10 Wood grip fasteners are designed for use with dimensional lumber, #14 Wood grip fasteners are designed for use with plywood sheathing, OSB, and wafer wood (7/16" minimum thickness). #12 Tek screws are designed to be used with structural steel up to 3/16" in thickness.

Roof Application: Fasteners to be applied at the top of the corrugation, every third ridge, and attached to each purlin, 2' on center (note: lap screws may also be needed. Refer to roof fastening pattern for details). Please note that it is the responsibility of the builder to ensure that purlins are adequately spaced to meet specific engineering requirements.

Teton Steel is neither partially nor solely responsible for improper installation or defects as a result of installation.